

# AUTO EXPRESS 109



## PRINCIPAL DIMENSIONS

Length overall	109.0 metres
Length (waterline)	105.0 metres
Beam (moulded)	30.5 metres
Hull depth (moulded)	7.6 metres
Hull draft (maximum)	3.8 metres

## PAYLOAD AND CAPACITIES

Passengers	1,006
Crew	22 (Subject to Flag)
Vehicles	425 cars
Heavy vehicles	610 lane metres for trucks and up to 232 cars
Clear heights	
Main Deck	4.6 metres
Mezzanine deck	2.1 metres
Maximum deadweight	1,000 tonnes

## PROPULSION

Main engines	4 x MAN 20V 28/33D STC
Gearboxes	4 x ZF 60000 NR2H
Waterjets	4 x Wartsila LjX1500 SRI

## PERFORMANCE

Speed	44 knots with 600 tonnes DWT
Range	600 nm

## CLASSIFICATION

DNV-GL Notation  
 ✕1A HSLC R1 Ferry B EO  
 Danish Flag



YARD NO: 393

DESTINATION: DENMARK


DELIVERED: 2019

CLIENT: MOLSLINJEN

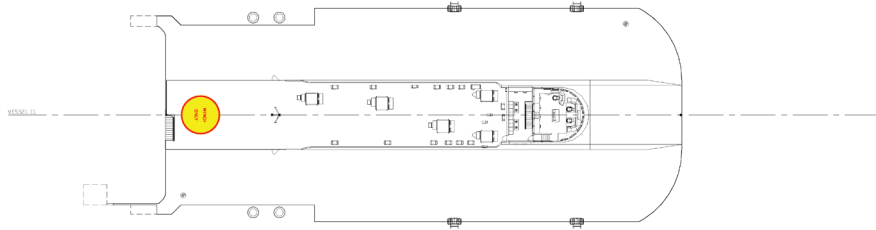
# AUTO EXPRESS 109

Vessel type: 109m Vehicle-Passenger Catamaran

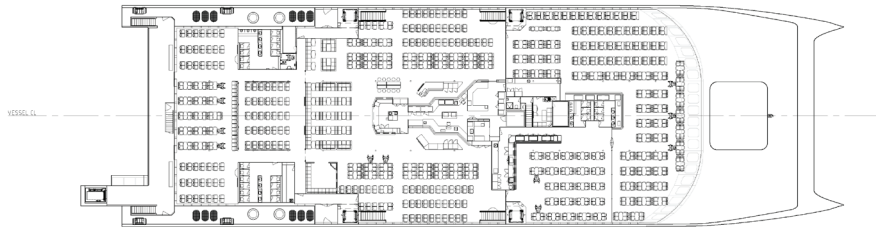
PROFILE



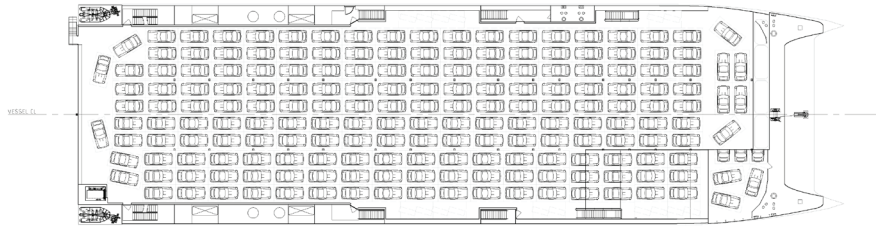
BRIDGE DECK



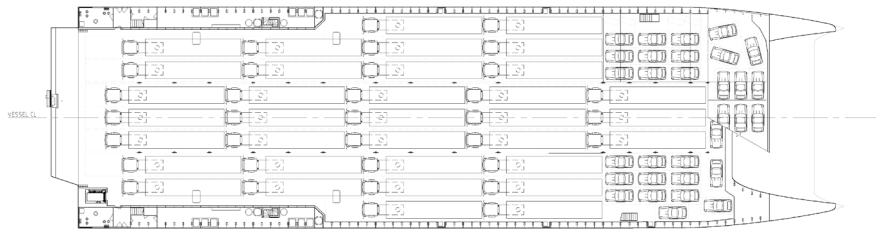
PASSENGER DECK



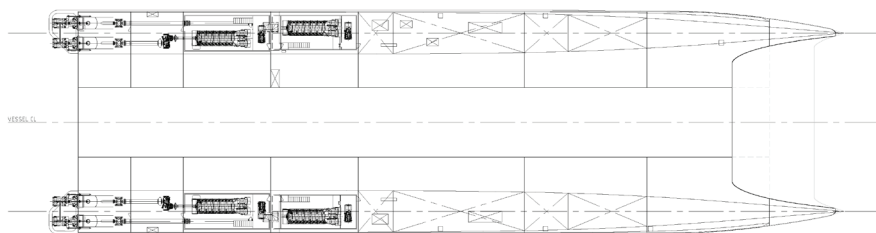
UPPER VEHICLE DECK



VEHICLE DECK



HULLS



YARD NO: 393

DESTINATION: DENMARK

DELIVERED: 2019

CLIENT: MOLSLINJEN